

**PRODUCT DESCRIPTION**

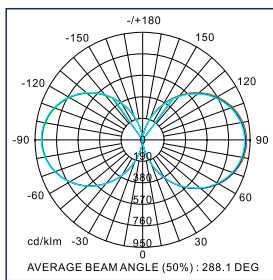
- » LED replacement for high wattage HID fixtures from 80W to 150W.
- » Consumes up to 80% less energy than conventional HID systems.
- » State-of-the-art LED light sources deliver over 150 lumens per watt.
- » Lasts 3x longer than metal halide or HPS HID lamps.
- » Shatter resistant for reduced risk of injury & breakage.
- » Integral driver, eliminates the need for external driver or ballast.
- » Environmentally friendly: contains no glass, mercury, or lead.
- » Suitable for use in totally enclosed fixtures.

**SPECIFICATIONS/FEATURES**

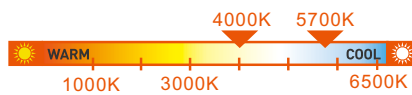
- » Voltage 100-277V ac -not compatible with ballasts
- » Warranted 70% light output for 50,000 hours
- » Non-dimmable
- » Up to 150lm/W
- » CRI >80Ra
- » Power Factor ≥ 0.9
- » Surge protection 4KV
- » Flame retardant material
- » Operating temperature: -4°F to 104°F (-20°C to 40°C)
- » Waterproof design Ip64
- » Base Types E40/E39/Ex39/E27/E26
- » 5 year limited warranty



\*for approved fixture categories

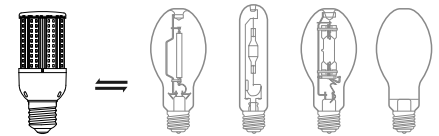


**CCT**



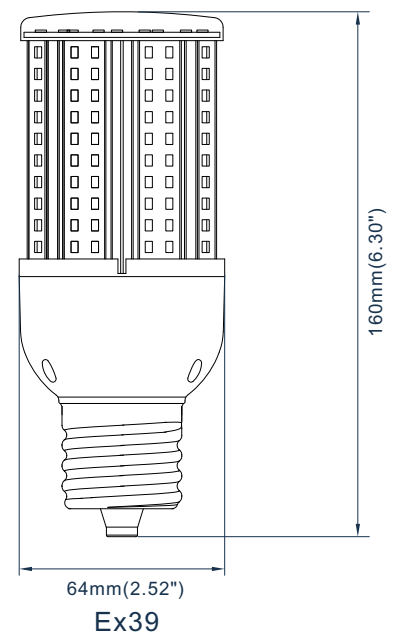
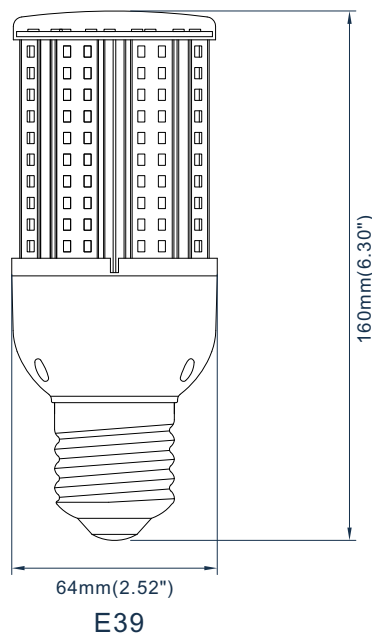
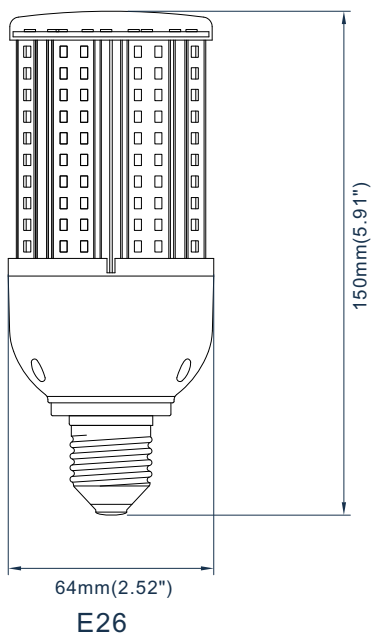
**5700K**  
NEUTRAL  
WHITE

5700K neutral white color temperature as standard. Other color temperatures available to order, subject to minimum requirement. 2700K -6500K



15W	≈	80W	80W	80W	80W
20W	≈	100W	100W	100W	100W
25W	≈	125W	125W	125W	125W

REPLACE(for reference only)



**RETROFIT EXISTING FIXTURES**



# TECHNICAL SPECIFICATIONS

E26 64\*150mm / 2.52"x5.91"

Model No.	Wattage (W)	AC Input	Lumens +/- 5%	CCT.	PF	THD	Dimensions	Certificate ETL
SUN-YL-CA03-15W-M-XXK	15	100~277V ac	2,250	2700-6500K	≥0.9	<20%	E26 64*150mm / 2.52"x5.91" E27 64*153mm / 2.52"x6.02" E39 64*160mm / 2.52"x6.30" E40 64*163mm / 2.52"x6.42" Ex39 64*160mm / 2.52"x6.30"	N/A
SUN-YL-CA03-20W-M-XXK	20	100~277V ac	3,000	2700-6500K	≥0.9	<20%	E26 64*150mm / 2.52"x5.91" E27 64*153mm / 2.52"x6.02" E39 64*160mm / 2.52"x6.30" E40 64*163mm / 2.52"x6.42" Ex39 64*160mm / 2.52"x6.30"	N/A
SUN-YL-CA03-25W-M-XXK	25	100~277V ac	3,750	2700-6500K	≥0.9	<20%	E26 64*150mm / 2.52"x5.91" E27 64*153mm / 2.52"x6.02" E39 64*160mm / 2.52"x6.30" E40 64*163mm / 2.52"x6.42" Ex39 64*160mm / 2.52"x6.30"	N/A

\* Dimension lengths listed are calculated for E39 / Ex39 / E26 base. The E27 / E40 base is slightly long.

\* Kelvin Temperatures may vary +/- 250k.

\* DLC not available for E26 Medium Base. DLC not available for all CCT. Please inquire.

Ordering Information:				Part Number:	
<b>SUN-YL-CA03-25W-M-XXK</b>					
Family	Kind	Wattage	Voltage	CCT*	***
SUN-YL	CA03	25W	M - 100-277Vac	XXK - 27K(2700K) 30K(3000K) 35K(3500K) 40K(4000K) 45K(4500K) 50K(5000K) 57K(5700K) 65K(6500K)	